

 **TEREX** | FINLAY

**I-110**  
**I-110RS**  
**I-130**  
**I-130RS**

# **IMPACT CRUSHERS**




**WORKS FOR YOU.**

# FINLAY I-110

The Terex® Finlay I-110 tracked impact crusher has been specifically designed for quarrying, mining, recycling and demolition applications. The Finlay I-110 features a 1000mm x 1000mm (40" x 40") hydrostatic drive impact chamber with variable speed offering. The advanced electronic control system monitors and controls the speed of the rotor and regulates the VGF with integral pre-screen to maintain a consistent feed of material into the impact chamber while maintaining optimal crushing conditions. The machine provides operators high material reductions ratios and produces a consistent product shape.

## Main Conveyor

- ▶ 900mm (36") Belt
- ▶ 3.6m (10' 10") Discharge height



## Features:

- ▶ Fully hydraulic assisted apron setting features makes adjustment of the aprons convenient and efficient.
- ▶ Heavy duty vibrating feeder (VGF) with integral pre-screen removes dirt fines and sizes bypass material for reprocessing.
- ▶ Under crusher vibratory plate feeder with wear resistant liners aids material discharge flow and reduces under crusher blockages.
- ▶ Crusher chamber is supplied with a 3 bar rotor as standard with a 4 bar rotor available as an option

## STANDARD FEATURES

### Engine:

Caterpillar C9 Acert Watercooled Diesel Engine 224kW (300Hp)

### Chamber:

Impact chamber 1000mm x 1000mm (40" x 40")

Hydrostatic drive and advanced electronic control system

### Hopper / Feeder:

5m<sup>3</sup> Hopper (6.5yd<sup>3</sup>)

Heavy duty vibrating feeder (VGF) with integral pre-screen

Grizzly Bar spacing 40mm as standard

Mesh aperture on grizzly feeder: 30mm

Selectable discharge to by-pass conveyor chute or main conveyor

### Main Conveyor:

Undercrusher vibratory plate feeder with wear resistant liners

Skirting on main conveyor

High specification scraper at main conveyor head drum

### General:

Piped for dust suppression

Galvanised catwalk c/w handrail, kickboard and access ladders

Heavy duty undercarriage with 400mm (16") shoes

Control operation of tracks with 5m connection lead

Single speed tracking with soft start

Guards to 'M&Q' Specification

Low level greasing

Emergency stops (6 nr)



### Powerunit

- ▶ CAT C9 224kW (300HP)
- ▶ Hydrostatic transmission
- ▶ Electronic control system
- ▶ Catwalk access

### Catwalks

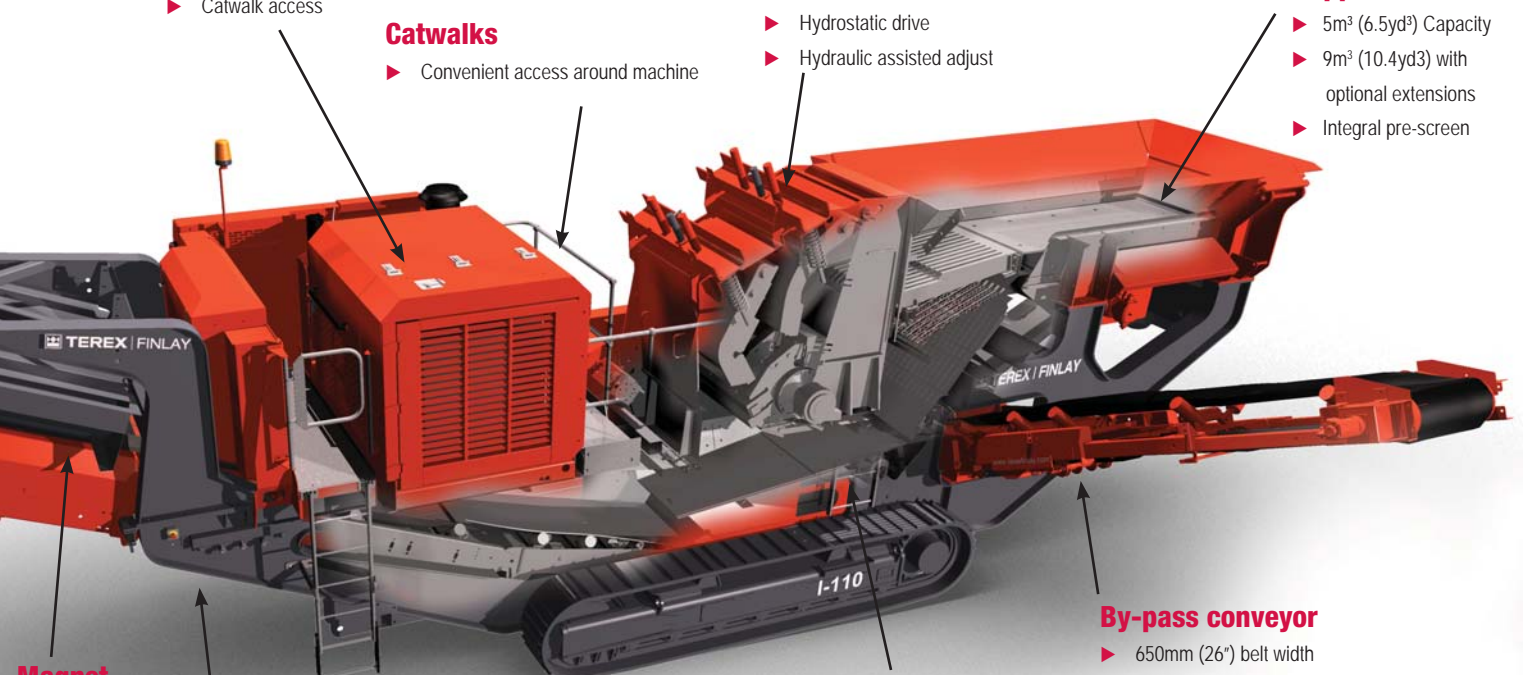
- ▶ Convenient access around machine

### Impact Chamber

- ▶ Ø40" (1m) x 40" (1m) Rotor
- ▶ Hydrostatic drive
- ▶ Hydraulic assisted adjust

### Hopper and Feeder

- ▶ 5m³ (6.5yd³) Capacity
- ▶ 9m³ (10.4yd³) with optional extensions
- ▶ Integral pre-screen



### By-pass conveyor

- ▶ 650mm (26") belt width
- ▶ 2m (6'8") discharge height
- ▶ 2.8m (9'2") discharge option available

### Under Crusher Vibratory Feeder

- ▶ Protects belt

### Chassis

- ▶ Robust, heavy duty chassis

### Tracks

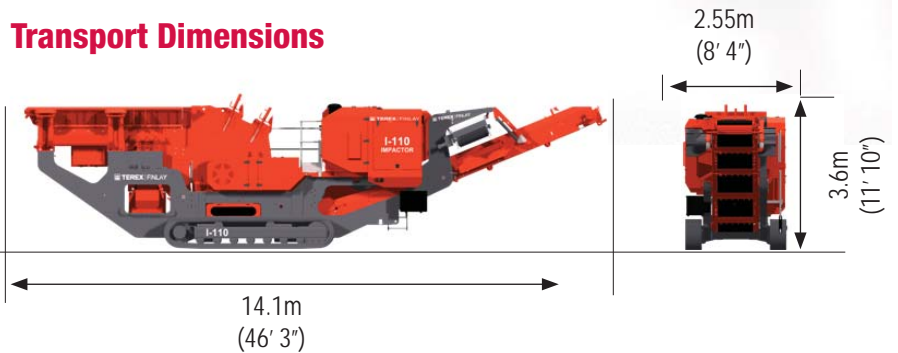
- ▶ 3.2m (10' 9") Sprocket centres
- ▶ 400mm (16") Shoe width

### Magnet

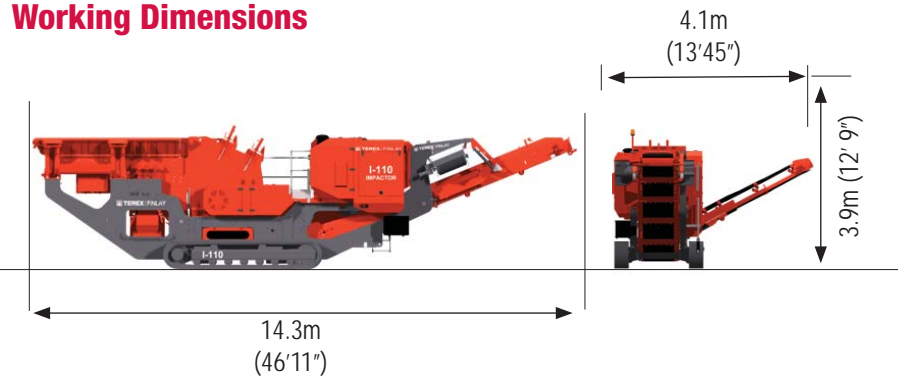
- ▶ Optional



### Transport Dimensions



### Working Dimensions



Machine Weight: 34000Kg (74957lbs)\*\*

\*\* Note - Standard Machine configuration (Without By-Pass Conveyor or Magnet)

**WORKS FOR YOU.**

# FINLAY I-110RS

The Terex® Finlay I-110RS tracked impact crusher provides the versatility of a crushing and screening plant on one machine. Based on the Finlay I-110 this machine features an innovative quick detach 3.600mm x 1500mm (12' x 5") double deck screen for sizing and recirculating oversize material back to the crushing chamber. The sizing screen can be quickly removed for applications that do not require resizing or recirculating of materials further processing.

## STANDARD FEATURES

### Engine:

Caterpillar C9 Acert Watercooled Diesel Engine 224kW (300Hp)

### Chamber:

Impact chamber 1000mm x 1000mm (40' x 40')

Hydrostatic drive and advanced electronic control system

### Hopper/ Feeder:

5m<sup>3</sup> Hopper (6.5yd<sup>3</sup>)

Heavy duty vibrating feeder (VGF) with integral pre-screen

Grizzly Bar spacing 40mm as standard

Mesh aperture on grizzly feeder: 30mm

Selectable discharge to by-pass conveyor chute or main conveyor

### Main Conveyor:

Undercrusher vibratory plate feeder with wear resistant liners

Skirting on main conveyor

High specification scraper at main conveyor head drum

### Re-Circ system:

12' x 5' double deck screen- supplied with 50mm top dk mesh, no bottom deck or fitting parts supplied

Fines conveyor-1400mm belt- hydraulically folding for transport

Transfer conveyors- Top deck and bottom deck transfer belt discharge onto recirculation conveyor as standard. Bottom Deck Transfer optional

Recirculation conveyor- 500mm (20") feeding back to main hopper

### General:

Piped for dust suppression

Galvanised catwalk c/w handrail, kickboard and access ladders

Heavy duty undercarriage with 400mm (16") shoes

Control operation of tracks with 5m connection lead

Single speed tracking with soft start

Guards to 'M&Q' Specification

Low level greasing

Emergency stops (6 nr)

### Hopper and Feeder

- ▶ 5m<sup>3</sup> (6.5yd<sup>3</sup>) Capacity
- ▶ 9m<sup>3</sup> (10.4yd<sup>3</sup>) with optional extensions
- ▶ Integral pre-screen

### Features:

- ▶ On board 3660mm x 1520mm (12' x 5') double deck sizing screen passes oversize material back to the chamber via the on-board recirculating conveyor.
- ▶ The fines conveyor and screen can be hydraulically lowered for ease of service access and mesh changes.
- ▶ The onboard fines conveyor has a high discharge height of 3700mm (12' 1") for stockpiling or further processing by a secondary screener

### Chassis

- ▶ Heavy duty chassis



### By-pass conveyor

- ▶ 650mm (26") belt width
- ▶ 2m (6'8") discharge height
- ▶ 2.8m (9'2") discharge option available

### Powerunit

- ▶ CAT C9 224kW (300HP)
- ▶ Hydrostatic transmission
- ▶ Electronic control system
- ▶ Catwalk access

### Magnet

- ▶ Optional

### Main Conveyor

- ▶ 900mm (36") Belt

### Fines Conveyor

- ▶ 1400mm (55") Belt width
- ▶ 3.2m (10' 6") Discharge height

### Screen box

- ▶ 12' x 5' top deck (3.6m x 1.5m)
- ▶ 10' x 5' bottom deck (3m x 1.5m)

### Transfer conveyor

- ▶ Both Top & Bottom Deck (Bottom Deck Optional)
- ▶ 500mm (20") belt width

### Recirculation conveyor

- ▶ Folds for transport
- ▶ 500mm (20") belt width

### Tracks

- ▶ 3.2m (10' 9") Sprocket centres
- ▶ 400mm (16") Shoe width

### Impact Chamber


- ▶ Ø40" (1m) x 40" (1m) Rotor
- ▶ Hydrostatic drive
- ▶ Hydraulic assisted adjust

### Under Crusher Vibratory Feeder

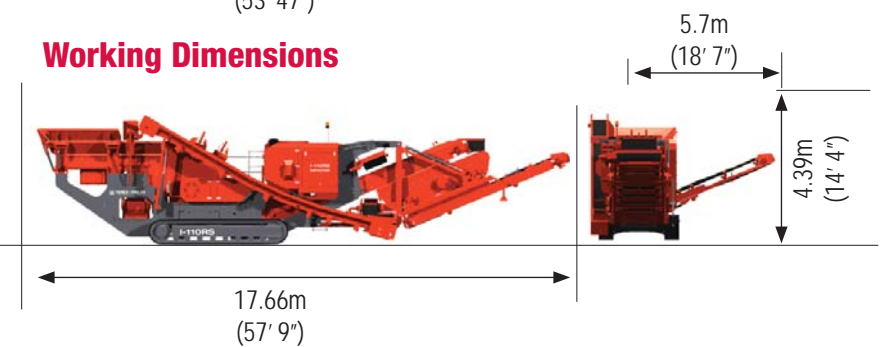
- ▶ Protects belt



### Transport Dimensions



### Working Dimensions




Machine Weight: 46000Kg (101413lbs)\*\*

\*\* Note - Standard Machine configuration (Without By-Pass Conveyor or Magnet)

# WORKS FOR YOU.

# FINLAY I-130

The Terex® Finlay I-130 tracked impact crusher has been specifically designed for quarrying, mining, recycling and demolition applications. The Finlay I-130 incorporates a Terex® Cedarapids 1313 impact chamber with direct drive and advanced electronic control system. The large hopper features a variable speed pan feeder and independent pre-screen with constant RPM for optimum separation even if feeder speed is reduced. The machine provides operators high material reductions ratios and produces a consistent product shape.



## Product Conveyor

- ▶ 1000mm (40") Belt
- ▶ 3.7m (12' 1") Discharge
- ▶ Hydraulic folding for transport

## STANDARD FEATURES

### Engine:

CAT C13 328kW (440Hp) @ 1700-2100rpm

### Chamber:

Cedarapids IP1313 Impact chamber (4 bar rotor) toolsteel blow bars 2 Hi & 2 Low

Direct drive via fluid coupling

Hydraulically assisted apron setting

### Hopper/ Feeder:

9m<sup>3</sup> hopper capacity (11.7 yd<sup>3</sup>)

Hydraulically folding sides

Heavy duty vibrating feeder

Stepped grizzly feeder with integral pre-screen, standard 50mm spacing

Selectable discharge to by-pass conveyor or main conveyor

Mesh aperture on grizzly feeder: 38mm

### Main Conveyor:

1000mm (40") Rip stop full length belt

High spec scraper at head drum

### General:

Piped for dust suppression

Piped for overband magnet

Two speed tracks with 'soft start'

Hydraulic oil temperature sensor

Control operation of tracks via hand held set with 5m connection lead

Guards to M & Q specification

Low level greasing

Galvanised catwalk c/w handrail, kick board and access ladders

Heavy duty undercarriage unit with 500mm wide pads

Emergency stops (6 nr)

## Features:

- ▶ Fully hydraulic assisted apron setting features makes adjustment of the aprons convenient and efficient.
- ▶ Heavy duty vibrating feeder (VGF) with integral pre-screen removes dirt fines and sizes bypass material for reprocessing.
- ▶ Optional under crusher vibratory plate feeder with wear resistant liners aids material discharge flow and reduces under crusher blockages.
- ▶ Efficient direct drive crusher chamber is supplied with a 4 bar rotor as standard with a 3 bar rotor available as an option.



**Powerunit**

- ▶ CAT C13 328kW (400HP)
- ▶ Direct drive via fluid coupling
- ▶ Electronic control system
- ▶ Catwalk access

**Catwalks**

- ▶ Powerunit and chamber access

**Impact Chamber**

- ▶ Ø1270mm x1220mm (Ø50" x 48") rotor
- ▶ Direct drive
- ▶ Hydraulic assist setting

**Hooper and feeder**

- ▶ 9m<sup>3</sup> (11.7yd<sup>3</sup>) Capacity
- ▶ Hydraulic folding

**Independent Hydraulic Pre-screen**

- ▶ Optional - For increased fines removal

**By-pass conveyor (option)**

- ▶ 650mm (26") belt width
- ▶ 2.1m (6' 10") discharge height
- ▶ 2.9m (9' 6") discharge option available

**Direct Crusher Drive**

- ▶ Via fluid coupling and 'v' belt
- ▶ Increased operating efficiency

**Under-crusher vibratory feeder**

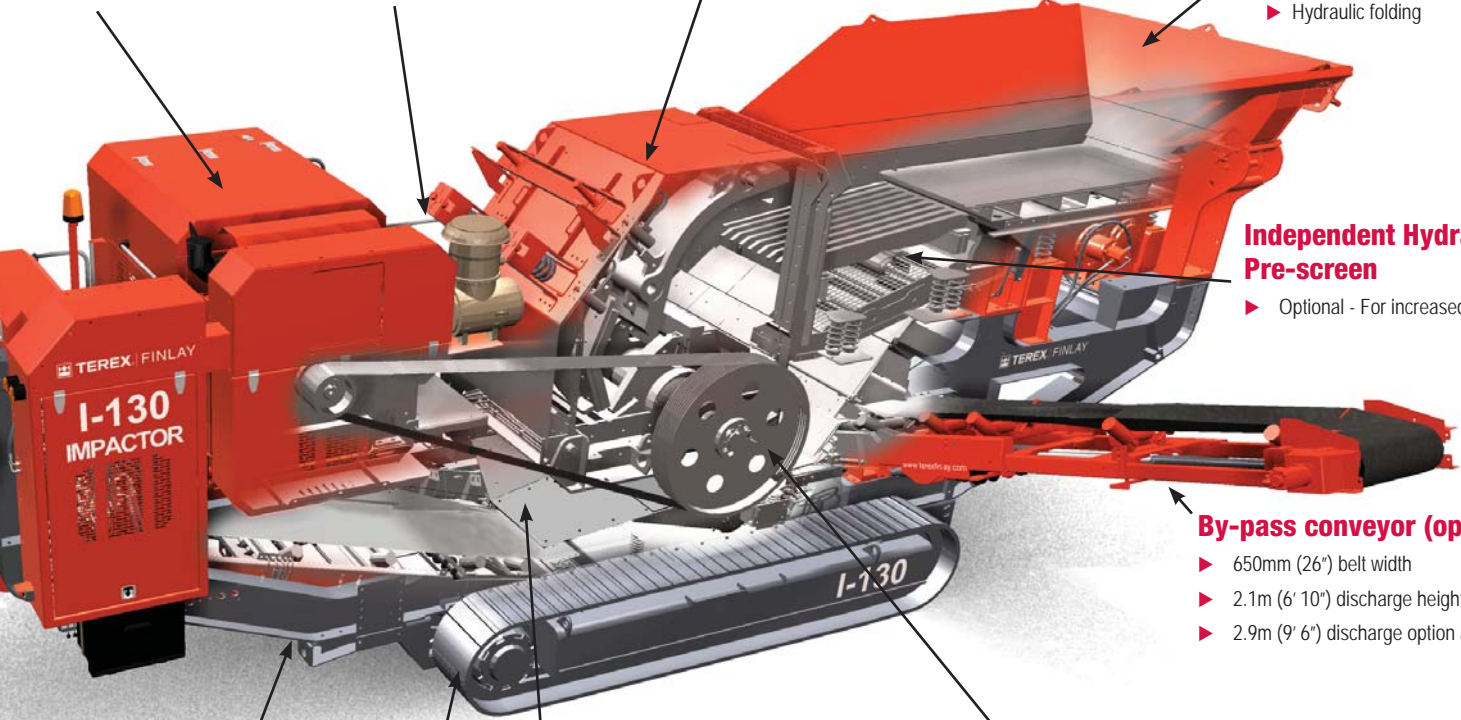
- ▶ Full belt option also available

**Chassis**

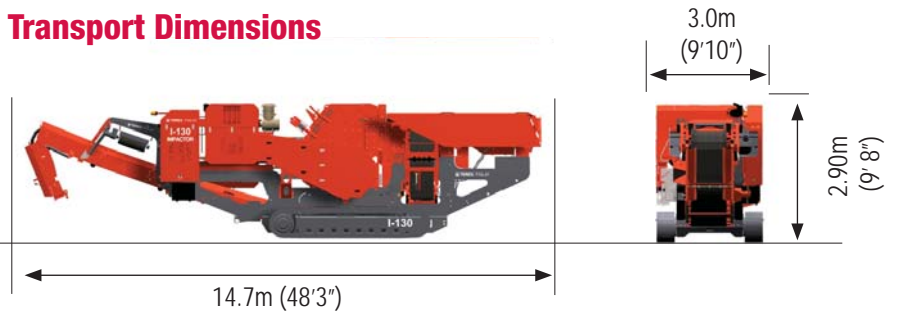
- ▶ Robust, heavy duty chassis

**Tracks**

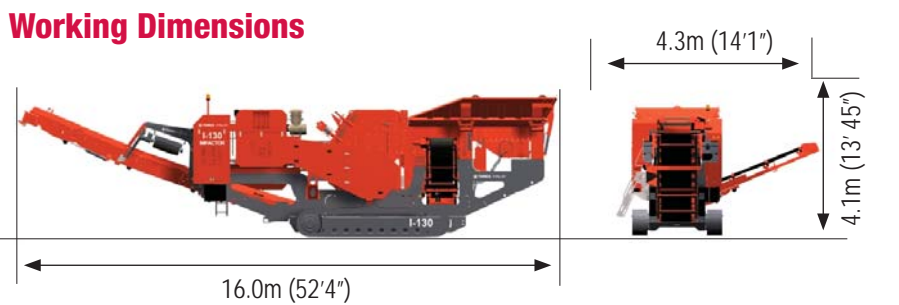
- ▶ 3.78m (12' 5") Sprocket centres



**Transport Dimensions**



**Working Dimensions**



Machine Weight: 49000Kg (108026lbs)\*\*

\*\* Note - Standard Machine configuration (Without By-Pass Conveyor or Magnet)

**WORKS FOR YOU.**

# FINLAY I-130RS

The Terex® Finlay I-130RS tracked impact crushers provides the versatility of a crushing and screening plant on one machine. Based on the Terex® Finlay I-130 the machine features an innovative quick detach 4270mm x 1520mm (14' x 5') single deck screen for sizing and recirculating oversize material back to the crushing chamber. The sizing screen can be quickly removed for applications that do not require resizing or recirculation of materials for further processing.

## STANDARD FEATURES

### Engine:

CAT C13 328kW (440Hp) @ 1700-2100rpm

### Chamber:

Cedarapids IP1313 Impact chamber (4 bar rotor) toolsteel blow bars 2 Hi & 2 Low

Direct drive via fluid coupling

Hydraulically assisted apron setting

### Hopper/ Feeder:

9m<sup>3</sup> hopper capacity (11.7 yd<sup>3</sup>)

Hydraulically folding sides

Heavy duty vibrating feeder

Stepped grizzly feeder with integral pre-screen, standard 50mm spacing

Selectable discharge to by-pass conveyor or main conveyor

Mesh aperture on grizzly feeder: 38mm

### Main Conveyor:

1000mm (40") Rip stop full length belt

High spec scraper at head drum

### Recirculation Conveyor:

500mm(1' 8") Wide Belt

Folding for transport

### Fines Conveyor Conveyor:

1400mm (4' 7") Wide Belt

Discharge Height 3.2m (10' 7")

### Screen:

4.27m x 1.52m (14' x 5') Single Deck Screen

Quick detach screen and fines for more versatility

Screen angle from 17° to 25°

40mm aperture fitted as standard

### Transfer Conveyor:

500mm(1' 8") Wide Belt

### General:

Piped for dust suppression

Piped for overband magnet

Two speed tracks with 'soft start'

Hydraulic oil temperature sensor

Control operation of tracks via hand held set with 5m connection lead

Guards to M & Q specification

Low level greasing

Galvanised catwalk c/w handrail, kick board and access ladders

Heavy duty undercarriage unit with 500mm wide pads

Emergency stops (6 nr)

### Screen

- ▶ 4.27m X 1.52m (14' X 5') Single Deck screen
- ▶ Quick detach screen and fines for more versatility.
- ▶ Screen angle from 17° to 25°


### Fines Conveyor

- ▶ Metal Purge Chute Standard

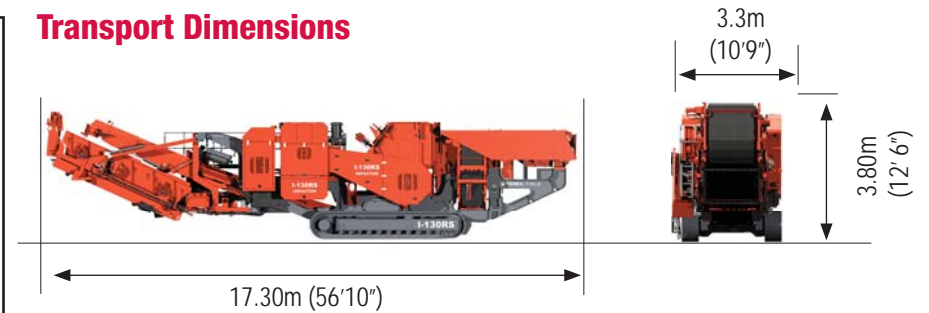
### Features:

- ▶ Detachable 4270mm x 1520mm (14' x 5') single deck screen passes oversize material back to the crusher via the on-board recirculating system.
- ▶ Quick and easy detachable screen and fines conveyor for open circuit crushing.
- ▶ The onboard fines conveyor has a high discharge height of 3700mm (12' 1") for stockpiling or further processing by a secondary screener






### Transport Dimensions



### Working Dimensions



Machine Weight: 59000Kg (130090lbs)\*\*

\*\* Note - Standard Machine configuration (Without By-Pass Conveyor or Magnet)

**WORKS FOR YOU.**

# CUSTOMER FIRST AND

## **SERVICE & SUPPORT**

At Terex® Finlay our commitment to you extends far beyond the initial sale. Terex® Finlay dealers are committed to supporting every aspect of your operation, from commissioning & servicing equipment helping you improve productivity and lower operating costs throughout the working life of your machine.

## **PARTS**

Your local Terex® Finlay dealer aims to keep you moving 24 hours a day, 7 days a week, 365 days a year. Whether you need jaw liners, meshes or replacement components, only genuine Terex® Finlay parts guarantee the safety, proper functioning and reliability of your equipment. Terex® Finlay supplies quality original parts to protect your investment and our knowledgeable product specialists help ensure you receive exactly what you need to get your equipment back on the job quickly & cost effectively.



# WAYS

## WARRANTY

We build long-lasting quality into each of our products and are proud to offer outstanding warranty coverage as our commitment to you. Subject to our sales terms and conditions all new Terex® Finlay products carry a 12 month warranty.

## TRAINING

Terex® Finlay offers operator & service training opportunities and tools. We value your time and your bottom line. Our courses are designed to deliver concise, comprehensive training to support both.



[www.terexfinlay.com](http://www.terexfinlay.com)

Effective 08.02.10. Product specifications and prices are subject to change without notice or obligation. The photographs and/or drawings in this document are for illustrative purposes only. Refer to the appropriate Operator's Manual for instructions on the proper use of this equipment. Failure to follow the appropriate Operator's Manual when using our equipment or to otherwise act irresponsibly may result in serious injury or death. The only warranty applicable to our equipment is the standard written warranty applicable to the particular product and sale and Terex makes no other warranty, express or implied. Products and services listed may be trademarks, service marks or trade-names of Terex Corporation and/or its subsidiaries in the USA and other countries. All rights are reserved. Terex® is a registered trademark of Terex Corporation in the USA and many other countries. Copyright 2010 Terex Corporation.

Terex® Mobile Processing Equipment, Drumquin Road, Omagh, Co. Tyrone, N.Ireland. BT78 5PN  
Tel: +44(0) 28 82 418 700 Fax: +44(0) 28 82 244 294



**WORKS FOR YOU.**